

# EMC-2

## European Motorcycle Cup

### Endurance Class

### RULES

### EVENTS

<i>1.Rijeka 1</i>	<i>14.04.2018</i>
<i>2.Pannonia</i>	<i>19.05.2018</i>
<i>3.Cremona</i>	<i>23.06.2018</i>
<i>4.Brünn</i>	<i>07.07.2018</i>
<i>5.Most</i>	<i>21.07.2018</i>
<i>6.Brno</i>	<i>25.08.2018</i>
<i>7.Rijeka</i>	<i>20.10.2018</i>
<b>- 5 events are valid for the Cup.</b>	

### RULES AND REGULATIONS

These the race hours for all events is 2 hours

The goal of the **EMC-2 European Motorcycle Cup** is to organize a **European ENDURANCE Cup** with low cost and simple Rules to guarantee fun and the safety of the riders, in an atmosphere of sportsmanship

The **EMC-2 European Motorcycle Cup** is hosted in the events of [actionbike](#).

It is an International amateur riders series, therefore riders from non EU nations can also register.

- A racing license is not required.

It is expected that every rider enrolled, has some track experience and some race training.

The Rules are intentionally kept simple, to introduce newcomers. Fun, adventure and suspense of Endurance racing should be the goals of these events and not technical of financial advantages.

Riders should follow and respect **EMC-2** Rules, in addition to the Rules required by the Organizer or Racetrack Management.

1. All team registering during the actionbike events will be allowed to take part in the Endurance races \* However only those registered for the EMC-2 actionbike Endurance Cup will be awarded points for the Cup.
2. Endurance is a Team Sport. In the EMC-2 actionbike Endurance race, the Team must define a TEAM CAPTAIN and a min. of 3 riders. However there is no limit to the number of riders registered to a team. This allows Shops, Garages, etc.. to create Teams with many of their customers; riders which could not come to all events, but would like to be part of the Team the registration fee for a Team with a min. 3 riders is **150.€/Team** (to be paid to actionbike in advance of the start of the Season )
3. Each rider uses his own motorcycle.
4. Teams using a single motorcycle are not allowed.
5. There are no restrictions on modifications that can be done to the motorcycle or for the type or tires used, etc. However we must respect the Decibel regulations of the race track.
6. All street accessories ( as luggage racks, etc.) , mirrors, indicators and any GLASS part **MUST** be removed. Motorcycles not meeting these requirements will not be allowed on the track.
7. Each rider of a team must be registered in the **EMC-2**.
8. Riders can register until the second event of the season. After the second event of the season it is possible to register new riders **ONLY** to the discretion of the Organizer.
9. Teams can use "wild Cards". It is allowed for a TEAM "in need" to use riders from other teams.
10. Riders which are enrolled in other official FIM Championships ( e.i. Alpe Adria, etc.) cannot be registered to the **EMC-2**.
11. Riders have the obligation to check and observe the Daily Timetable of the Events, in order to be present and on time at Briefings, on the Starting Grid, etc..
12. Riders have the obligation to check their position on the Starting Grid, prior to entering the track. Riders which do not know their position on the Starting Grid must observe, the

orders from the Marshall which will decide where to place him/her at the time. Failure to do so will result in removal from the grid.



13. **All riders must be present at the Briefing prior a race.**
14. All motorcycles of a team must have the same Start Number, as a minimum on the front of the fairing.
15. The Start number and transponder used by the Team is the Start number and the transponder of the Captain of the team. The Start numbers must be clearly visible.. All other numbers present on the front of the fairing **MUST** be covered.
16. Each Team will use only 1 Transponder. Riders at the end of their turn will come back into Pit lane and will pass the Transponder to the Rider which will start his turn.
17. Each Team will pass the transponder from one rider to the next whilst in the pit lane this may only be performed in the pit lane.
18. The Rider's change is to be done **ONLY** Pit Lane.
19. Each team member is responsible for the proper positioning of the transponder. (see the information below)
20. Wrong mounting of the transponder resulting in missing lap times, will result in the disqualification of the Team.
21. When possible, there will be 3 preparation calls with the PA (loud speaker) prior the positioning on to the Starting Grid. ( 1<sup>st</sup>, 2<sup>nd</sup>, 3<sup>rd</sup> and last call...) From the moment the 1<sup>st</sup> call is made, riders will start to gather and wait by the Pit lane exit gate. Only after the 3<sup>rd</sup> and last call, pit lane will open and all riders present at that time will be let onto the track, so that they can position themselves on the Starting Grid. **IMPORTANT :**  
**There is no warm up lap !!!**
  - i. **NOTE :** Riders which miss the 3<sup>rd</sup> and last call and do not complete the warm up lap, will start from Pit lane gate after all motorcycles have passed the pit lane exit.
22. The **Start procedure** of the ENDURANCE race will be in "**Le Mans**" style.
  - i. The motorcycles will be parked on one side of the track, held by one team member, while the riders will be standing on the opposite side of the track.

- ii. The start will be indicated by the lowering of the National (or Green) flag. At this time the riders will run to their motorcycles, start the engine and start the race.
  - iii. ONLY the riders should start the motorcycles. Infraction to this rule will result in a **2 lap penalty**.
- 23. Motorcycles with no electric starter, which need to be pushed to start, will be placed at the back of the Starting Grid, regardless of the position obtained during the qualifying sessions. Teams with such motorcycles, which omit to inform the organizer and do not start from the end of the grid will be **disqualified**.
- 24. Riders are responsible for the proper technical maintenance and preparation of their motorcycles.
- 25. **!!IMPORTANT!!** -- The organizer does not assume any responsibility for the Technical status of motorcycles, however they have the right to STOP from entering the racetrack motorcycles which are identified as not safe. The organizer or Racetrack management cannot be recognized responsible for any accident caused by any technical failure of motorcycles
- 26. Riders which crash during a race, are responsible to ensure that their motorcycle is still meeting the safety standards. No parts must be lose or broken. (foot peg, handle bars, etc..)
- 27. Fail to do so will result to a **disqualification** of the TEAM
- 28. After a crash where a motorcycle is heavily damaged or cannot continue, the Marshalls will deliver the transponder by the Organizer. The Team can pick up the transponder from the Organizer and continue the race with the remaining riders.
- 29. ( Information on Transponder's pick up and instructions will be given during the Briefing )
- 30. Speed while entering and exiting Pit lane, should be of max. 60 Km.
- 31. Failure to observe this rule, will result in **2 laps penalty** for the TEAM, at the discretion of the Organizer.
- 32. Driving in Pit lane is "one way" only. (direction to exit Pit lane to the Track) Motorcycles can be only walked against the "one way" direction, and must be done between the yellow line and the Boxes.
- 33. During a Gasoline refueling the engine of the motorcycle **must be turned off**.

34. Stationary refueling equipment and air pressure refueling **are forbidden**.
35. Fast refueling system, without air pressure, like the ones used in the World Endurance Championship are accepted.
36. we advise to keep ready a fire extinguisher and a fire extinguishing blanket.
37. After an crash during an ENDURANCE race, if the motorcycle need to return to Pit Lane, only 2 members of the Team can help to push the crashed motorcycle back to Pit lane. Pushing on the track can be done only under supervision and order from the Marshals. Infraction to any of these rules will **disqualify** the Team.
38. After a crash there could be the need to have the Safety car entering the track. **IT IS NOT ALLOWED** to PASS the Safety Car. All riders must stay in line behind the safety car in the position as they had once they arrived behind it. If they do not keep their position and pass in front of other riders, they will receive **2 laps penalty**.
39. During the Safety car phase, the light at the Pitlane gate will turn RED periodically, so no riders will be allowed to enter the track. Please check at the briefing for the procedure and number of seconds that the light will be GREEN and riders will be allowed to enter the track
40. – **IMPORTANT** - After the Safety car exits the track and re-enter in Pitlane, riders must continue to ride inline, maintaining their position (without passing each other) until they reach the START/FINISH line, which might be quite far from the re-entry point of the Safety car. Only then riders can start racing again and passing is allowed. Riders which will not observe the rule will receive **2 laps penalty**.
41. Riders found under the effect of Alcohol , Drugs or medicaments, will be immediately **disqualified together with their Team**.
42. Riders which's behaviour is considered rude, aggressive and/or dangerous will be recalled and could be **disqualified together with their Team**
43. Riders driving in a dangerous manner or out control on the race track in the opposite direction will receive **2 laps penalty** and possibly be **disqualified together with their Team**.
44. Riders which do not observe the requests/directions of the Marshals will be recalled and could be **disqualified together with their Team**.

## FLAGS


Flag	When/Where used	Signal used	Use/meaning
	Start/finish line	Waved	The Training, Qualifying or Race during has been completed. After passing the Chequered Flag all riders shall complete the lap and return to the Pit.
	Start/finish line	Held up (not waved)	The rider is excluded from the race / training. This flag is often shown together with the respective start number. Immediately go to the box and report to the organizer
	All/Any marshall positions	Waved	Interruption or aborted training or race ..  The speed shall be reduced, overtaking is prohibited. In training and during races, riders shall return to the pit.
 (V)SC FCY	All/Any marshall positions	Waved or used in combination with the Safety Car board.	No overtaking !! Attention danger!  If the safety car (During our events this is only possible during the endurance race) is on track. This is indicated next to the yellow flag by showing a white sign or a digital display with black SC.
	All/Any marshall positions	Held up (not waved)	Area of restriction has passed, overtaking is permitted.
	All/Any marshall positions	Waved	Signals to a rider that a faster rider is approaching. This is also shown in advance of the faster rider arriving.
	All/Any marshall positions	Waved	Attention: A slow vehicle is on track. Pay attention

	All/Any marshall positions	Held up (not waved)	The track is slippery (oil, coolant, brake fluid, rain). This flag is shown for at least 4 laps. (This flag is often called the oil flag.)
	All/Any marshall positions	Held up (not waved)	Only during Motorcycle races: Rescue service or doctor are on track. The flag is shown along with the yellow flag.

## TRANSPONDER INSTALLATION

To ensure your laptimes are correctly recorded, it is imperative that the transponder is positioned correctly.

The transponder must be installed a maximum of 120cm from the ground, without obstruction between the transponder and the asphalt. The diagram below indicates the best options.



Transponder placement options

**NOTE:** As each race track is different and the quality of the timekeeping loop varies, it is important that you verify your Laptime is being correctly recorded after your first group session. Please consult the timekeeper if you have any questions

## TIMEKEEPING and POINTS

It is imperative for the Teams that:

- They check their position on the starting grid against the starting grid listing
- The Start Number and Transponder number that they have been registered.

PLEASE use the number and Transponder that you see on the Starting Grid for your Team.

These are the finishing positions and the relative points for the standings in the EMC-2 Endurance Cup

Position :	1	2	3	4	5	6	7	8	9	10	11	12	13	14	15
Points :	25	20	16	13	11	10	9	8	7	6	5	4	3	2	1

## AWARDS

At every events there will be Award ceremony with trophies for the finishing teams offered by actionbike.

At the end of the Season there will be FINAL AWARDS with the EMC-2 Cup Trophies for the first 10 teams in the final standings.

## PROTESTS

The Organizers will rule upon any protest using information given from the Marshals.

The Organizers reserved the rights to assign penalties in laps and Disqualification, including the right to refuse Riders and/or Teams from future registration and participation to the **EMC-2 actionbike Endurance Cup**.



**- IMPORTANT -**

We reserved the right to change any of these Rules at any point in time. Riders will be informed on any changes during the Briefings. The PA (loud speaker) will be used only for emergency or updates/information (status of riders which crashed; transponder waiting for pick up after a crash, etc..)

**I confirm to have read and understood the rules above, and furthermore I accept that in the case I do not follow the above rules I and my Team can be disqualified at any time with NO REFUND of fees.**

RIDER's NAME : .....

DATE : ..... SIGNATURE .....